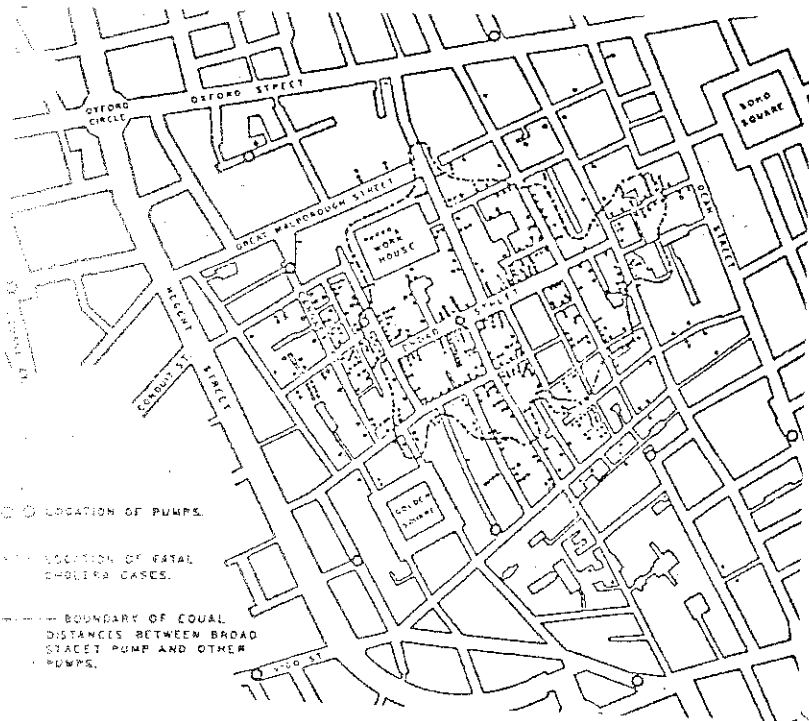




Some Examples of Epidemiological Data




item	#	ate		not		
		S	AR	#	S	A
Soup	22	18	64	8	4	50
ICE CR	18	14	78	18	9	50
Fish	8	1	12	28	19	61
Roast Bf ^g	26	20	77	10	2	20
etc						



time



time



time



time



time



Ag-